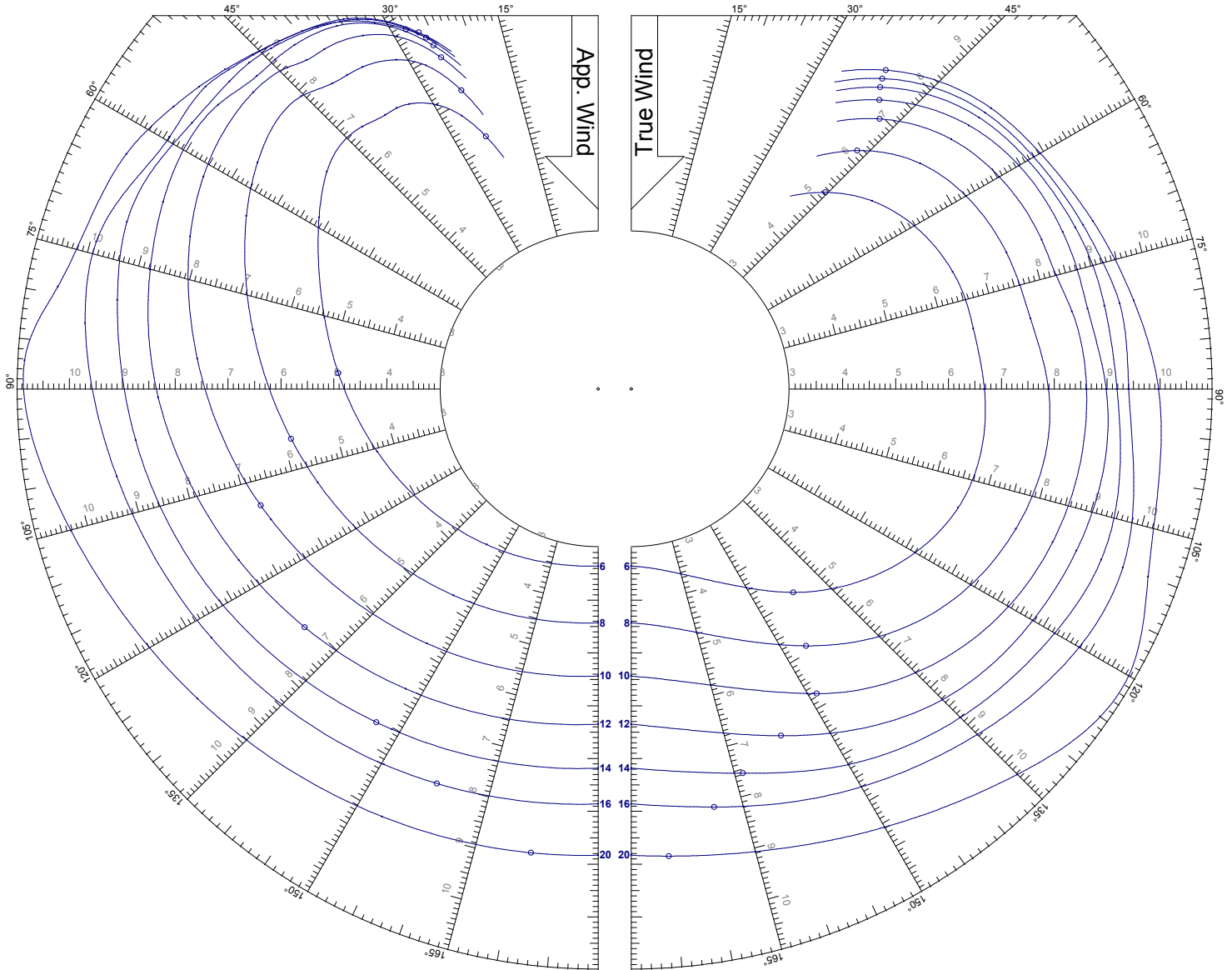




World Leader in Rating Technology

Speed Guide



Polar Plot for Boat

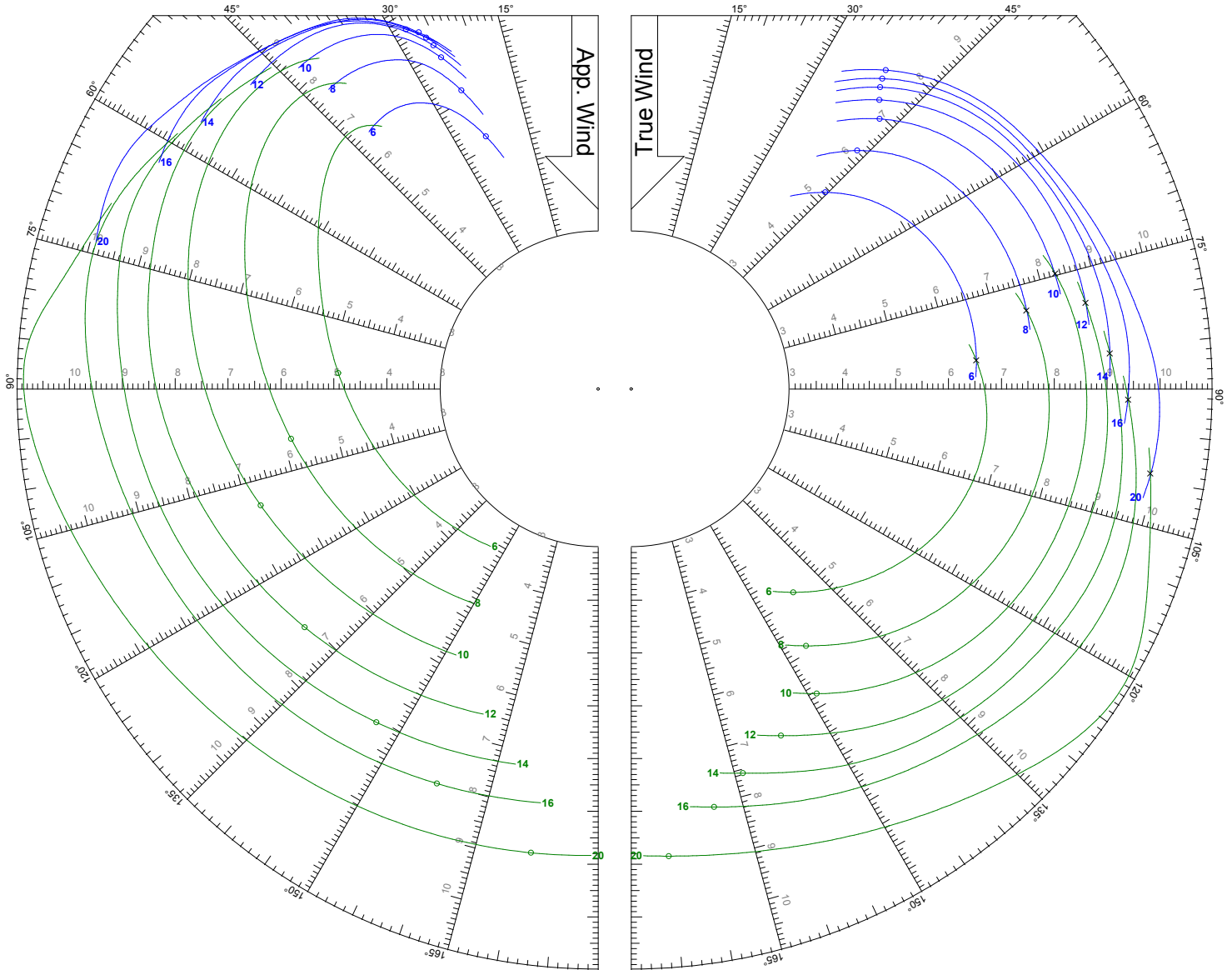
Name **SALONA 44**
Sail Number **CRO 2009**
Class **Salona 44**
Designer **Jakopin**
Builder **AD Boats**
Issued On **8.12.2010 - VPP 1.11**

TWS: 6, 8, 10, 12, 14, 16, 20 kts
Best Performance



World Leader in Rating Technology

Speed Guide



Polar Plot for Boat

Name **SALONA 44**
Sail Number **CRO 2009**
Class **Salona 44**
Designer **Jakopin**
Builder **AD Boats**
Issued On **8.12.2010 - VPP 1.11**

TWS: 6, 8, 10, 12, 14, 16, 20 kts

Jib

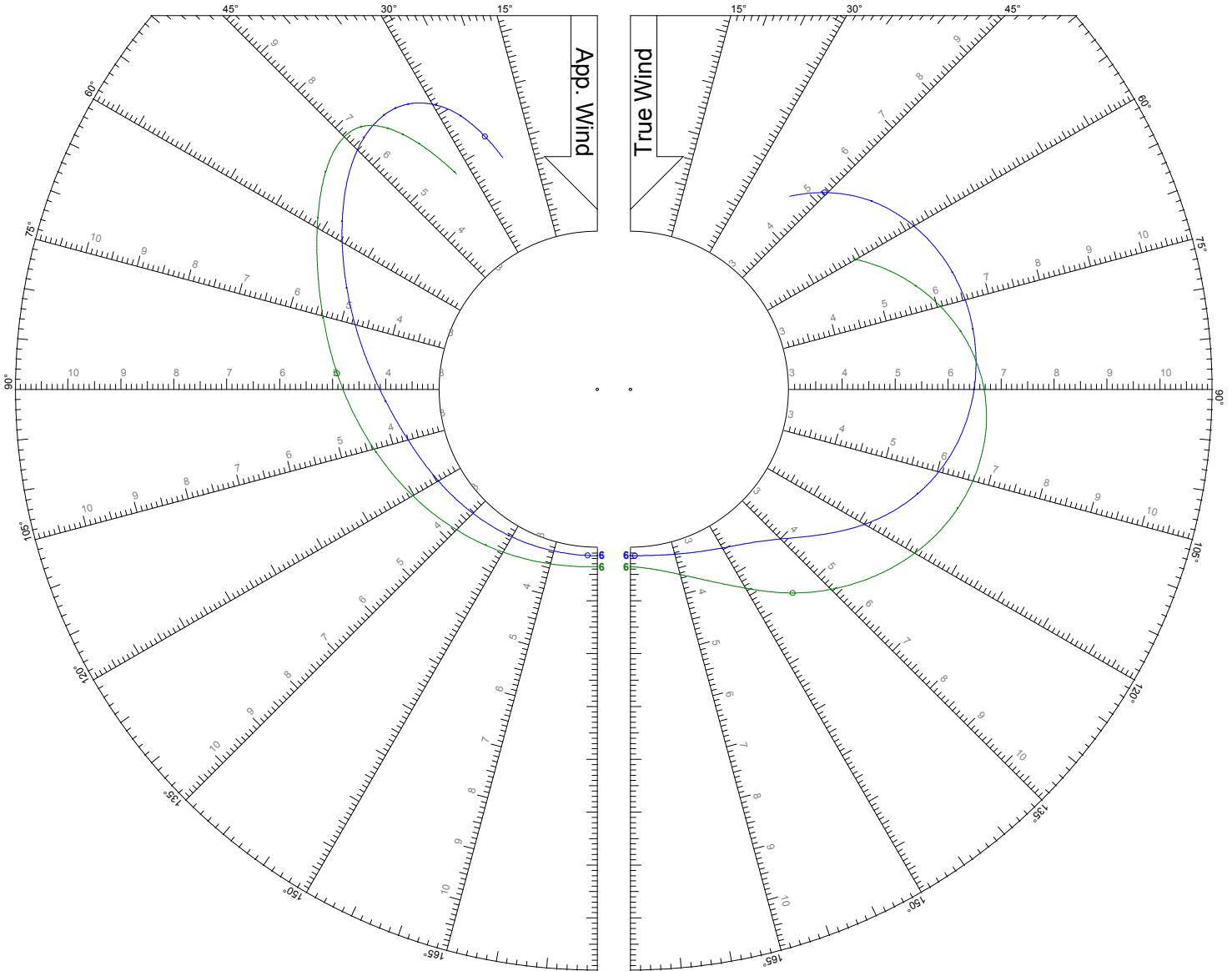
Symmetric Spinnaker



ORC

World Leader in Rating Technology

Speed Guide



Polar Plot for Boat

Name **SALONA 44**
Sail Number **CRO 2009**
Class **Salona 44**
Designer **Jakopin**
Builder **AD Boats**
Issued On **8.12.2010 - VPP 1.11**

TWS: 6 kts

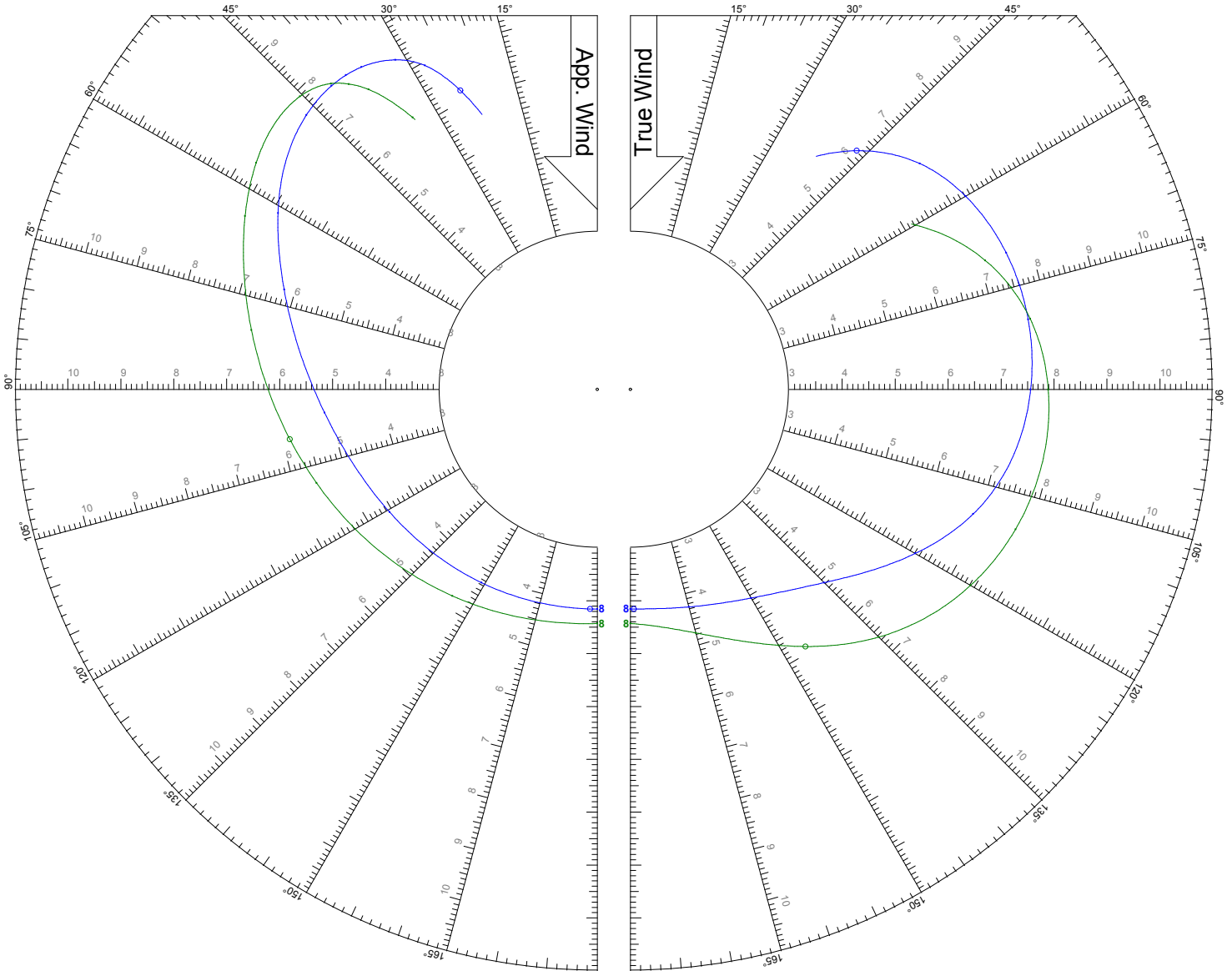
Jib

Symmetric Spinnaker



World Leader in Rating Technology

Speed Guide



Polar Plot for Boat

Name **SALONA 44**
Sail Number **CRO 2009**
Class **Salona 44**
Designer **Jakopin**
Builder **AD Boats**
Issued On **8.12.2010 - VPP 1.11**

TWS: 8 kts

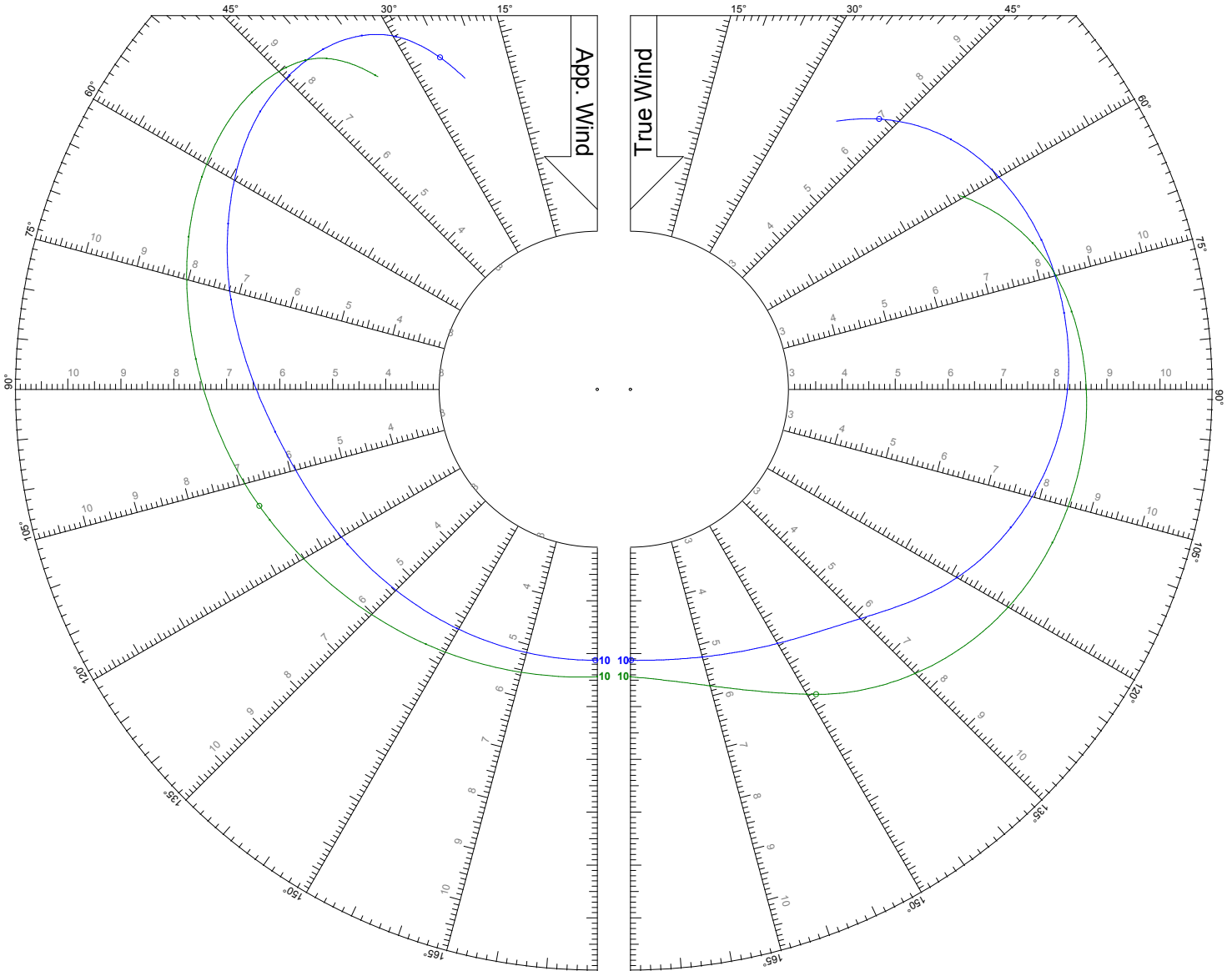
Jib

Symmetric Spinnaker



World Leader in Rating Technology

Speed Guide



Polar Plot for Boat

Name **SALONA 44**
Sail Number **CRO 2009**
Class **Salona 44**
Designer **Jakopin**
Builder **AD Boats**
Issued On **8.12.2010 - VPP 1.11**

TWS: 10 kts

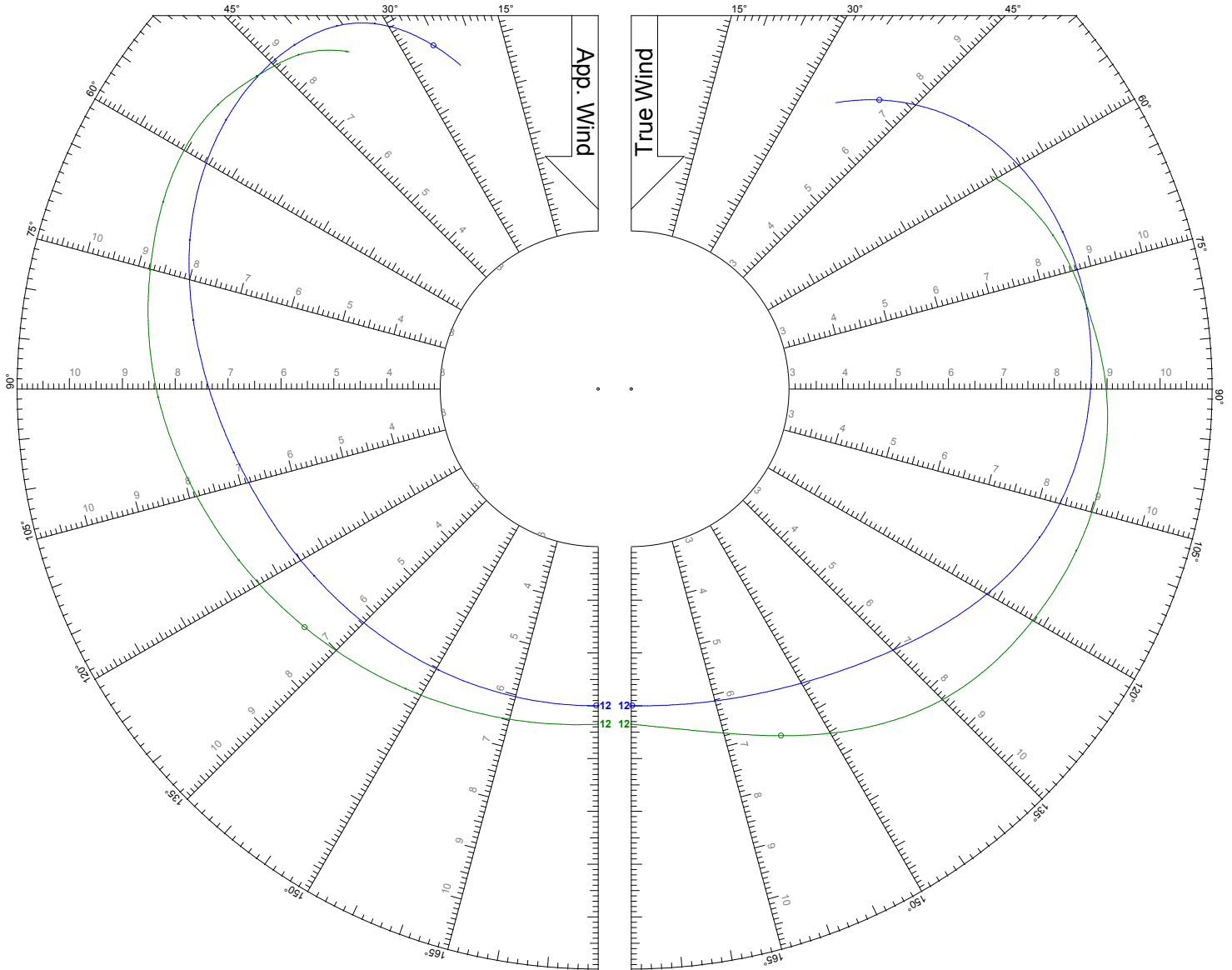
Jib

Symmetric Spinnaker



World Leader in Rating Technology

Speed Guide



Polar Plot for Boat

Name **SALONA 44**
Sail Number **CRO 2009**
Class **Salona 44**
Designer **Jakopin**
Builder **AD Boats**
Issued On **8.12.2010 - VPP 1.11**

TWS: 12 kts

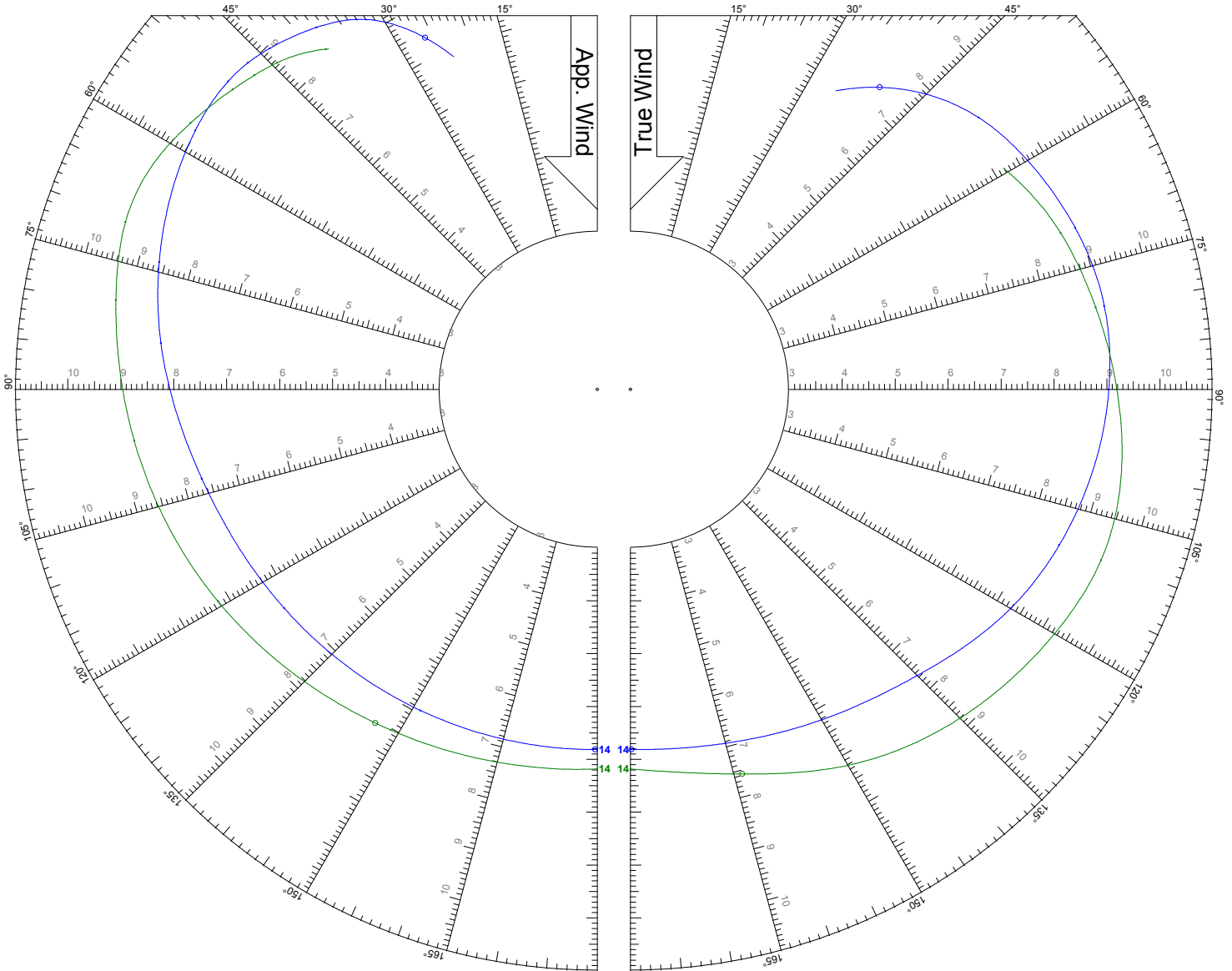
Jib

Symmetric Spinnaker



World Leader in Rating Technology

Speed Guide



Polar Plot for Boat

Name **SALONA 44**
Sail Number **CRO 2009**
Class **Salona 44**
Designer **Jakopin**
Builder **AD Boats**
Issued On **8.12.2010 - VPP 1.11**

TWS: 14 kts

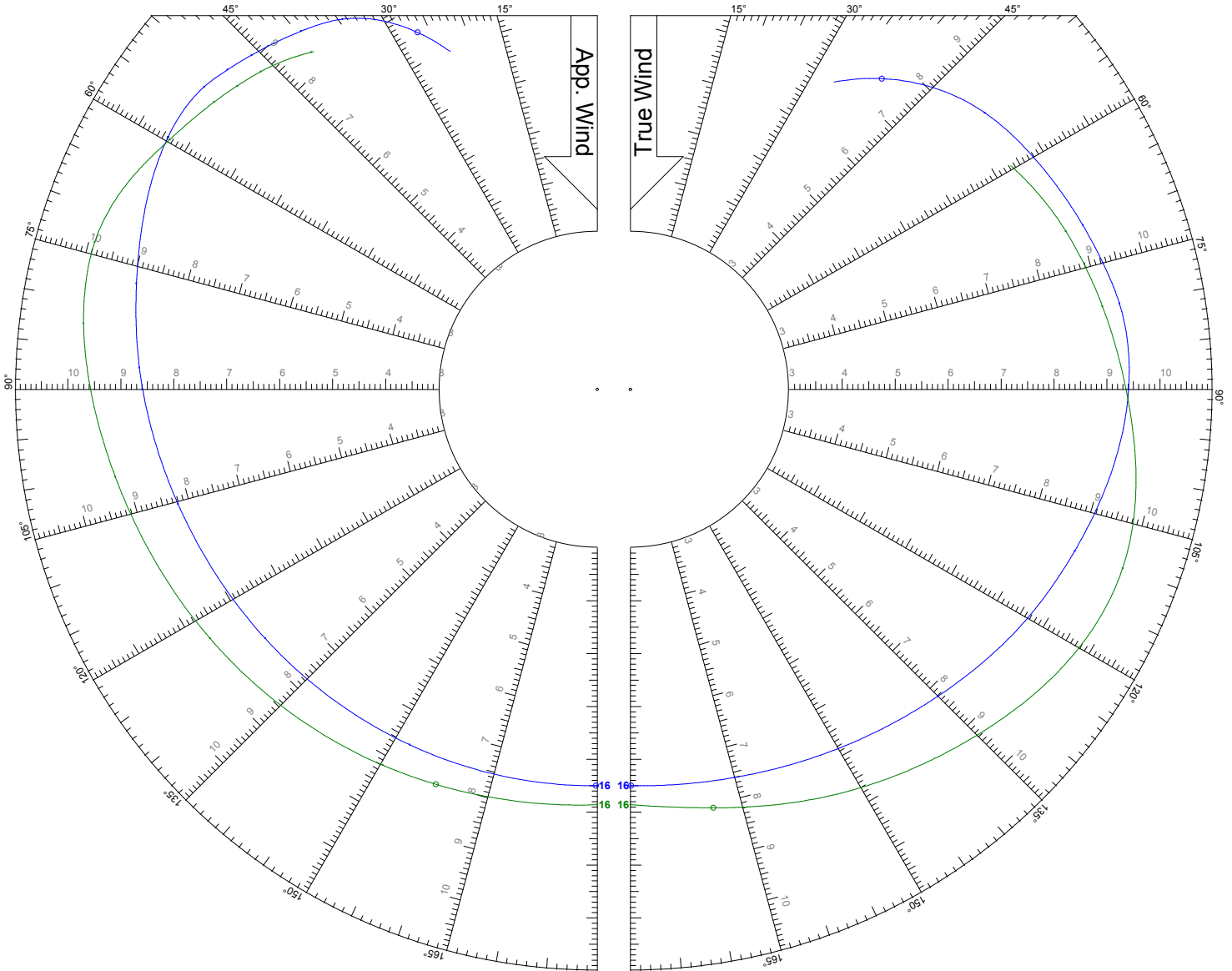
Jib

Symmetric Spinnaker



World Leader in Rating Technology

Speed Guide



Polar Plot for Boat

Name **SALONA 44**
Sail Number **CRO 2009**
Class **Salona 44**
Designer **Jakopin**
Builder **AD Boats**
Issued On **8.12.2010 - VPP 1.11**

TWS: 16 kts

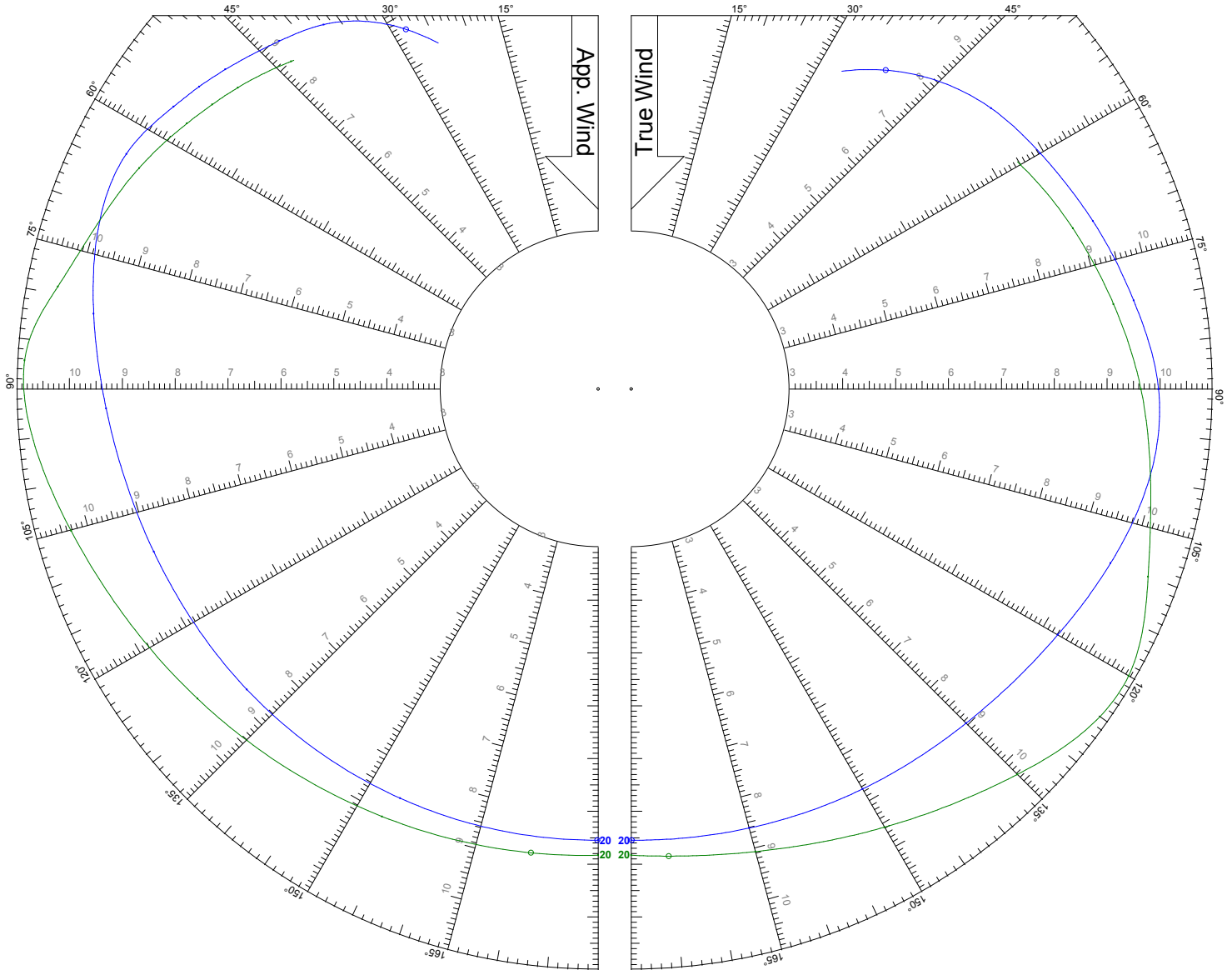
Jib

Symmetric Spinnaker



World Leader in Rating Technology

Speed Guide



Polar Plot for Boat

Name **SALONA 44**
Sail Number **CRO 2009**
Class **Salona 44**
Designer **Jakopin**
Builder **AD Boats**
Issued On **8.12.2010 - VPP 1.11**

TWS: 20 kts

Jib

Symmetric Spinnaker



World Leader in Rating Technology
 © Offshore Racing Congress 2010
 www.orc.org

Polar Tables							
Boat Name: SALONA 44							
Sail No: CRO 2009							
Sail: Best Performance							
Issued On: 8.12.2010 - VPP 1.11							

TWS = 6 Kts							
TWA	BTV	VMG	AWS	AWA	Heel	Reef	Flat
44,6° (b)	5,23	3,72	10,39	23,3°	4,3°	1,00	1,00
52°	5,78	3,56	10,59	26,5°	4,5°	1,00	1,00
60°	6,18	3,09	10,55	29,5°	4,4°	1,00	1,00
70°	6,47	2,21	10,22	33,5°	4,1°	1,00	1,00
75°	6,54	1,69	9,96	35,6°	3,9°	1,00	1,00
80°	6,57	1,14	9,64	37,8°	3,6°	1,00	1,00
90°	6,68	0,00	8,98	41,9°	4,3°	1,00	1,00
110°	6,58	2,25	7,23	51,2°	3,3°	1,00	1,00
120°	6,20	3,10	6,10	58,4°	2,5°	1,00	1,00
135°	5,35	3,78	4,39	75,4°	1,4°	1,00	1,00
150°	4,34	3,76	3,12	105,9°	0,6°	1,00	1,00
165°	3,63	3,50	2,67	144,4°	0,2°	1,00	1,00
180°	3,36	3,36	2,64	180,0°	0,0°	1,00	1,00
141,5° (r)	4,92	3,85	3,74	86,5°	1,0°	1,00	1,00

TWS = 8 Kts							
TWA	BTV	VMG	AWS	AWA	Heel	Reef	Flat
43,4° (b)	6,22	4,51	13,22	24,6°	9,7°	1,00	1,00
52°	6,94	4,27	13,43	28,0°	10,2°	1,00	1,00
60°	7,31	3,65	13,26	31,5°	9,6°	1,00	1,00
70°	7,55	2,58	12,74	36,2°	7,9°	1,00	1,00
75°	7,61	1,97	12,38	38,6°	6,8°	1,00	1,00
80°	7,67	1,33	12,00	41,0°	11,0°	1,00	1,00
90°	7,89	0,00	11,24	45,4°	10,5°	1,00	1,00
110°	7,74	2,65	9,03	56,4°	5,0°	1,00	1,00
120°	7,42	3,71	7,73	63,7°	3,6°	1,00	1,00
135°	6,63	4,69	5,74	80,2°	2,0°	1,00	1,00
150°	5,59	4,84	4,22	108,5°	0,9°	1,00	1,00
165°	4,77	4,61	3,61	145,0°	0,4°	1,00	1,00
180°	4,43	4,43	3,57	180,0°	0,1°	1,00	1,00
145,8° (r)	5,88	4,86	4,56	99,3°	1,2°	1,00	1,00

TWS = 10 Kts							
TWA	BTV	VMG	AWS	AWA	Heel	Reef	Flat
42,6° (b)	6,95	5,11	15,83	25,3°	17,8°	1,00	1,00
52°	7,68	4,73	15,92	29,7°	18,0°	1,00	1,00
60°	8,04	4,02	15,65	33,6°	16,7°	1,00	1,00
70°	8,26	2,82	14,99	38,8°	13,9°	1,00	1,00
75°	8,32	2,15	14,57	41,5°	21,2°	1,00	1,00
80°	8,46	1,47	14,18	44,0°	21,7°	1,00	1,00
90°	8,61	0,00	13,20	49,3°	19,2°	1,00	1,00
110°	8,48	2,90	10,67	61,7°	9,0°	1,00	1,00
120°	8,24	4,12	9,25	69,5°	4,8°	1,00	1,00
135°	7,60	5,38	7,09	85,7°	2,7°	1,00	1,00
150°	6,66	5,77	5,39	111,8°	1,3°	1,00	1,00
165°	5,81	5,61	4,64	146,1°	0,5°	1,00	1,00
180°	5,44	5,44	4,56	180,0°	0,1°	1,00	1,00
148,7° (r)	6,75	5,77	5,49	109,0°	1,4°	1,00	1,00

TWS = 12 Kts							
TWA	BTV	VMG	AWS	AWA	Heel	Reef	Flat
40,6° (b)	7,21	5,47	18,09	25,6°	20,3°	1,00	0,86
52°	8,10	4,99	18,15	31,4°	24,2°	1,00	0,94
60°	8,47	4,23	17,81	35,7°	24,8°	1,00	1,00
70°	8,68	2,97	17,05	41,4°	20,5°	1,00	1,00
75°	8,73	2,26	16,57	44,4°	18,1°	1,00	1,00
80°	8,76	1,52	16,04	47,5°	29,3°	1,00	0,91
90°	8,98	0,00	14,99	53,2°	29,1°	1,00	1,00
110°	8,96	3,06	12,28	66,7°	14,1°	1,00	1,00
120°	8,77	4,38	10,75	75,1°	7,7°	1,00	1,00
135°	8,32	5,88	8,49	91,1°	3,3°	1,00	1,00
150°	7,53	6,52	6,65	115,5°	1,6°	1,00	1,00
165°	6,75	6,52	5,75	147,3°	0,7°	1,00	1,00
180°	6,35	6,35	5,65	180,0°	0,1°	1,00	1,00
156,7° (r)	7,15	6,57	6,13	129,1°	1,2°	1,00	1,00

TWS = 14 Kts							
TWA	BTV	VMG	AWS	AWA	Heel	Reef	Flat
39,5° (b)	7,41	5,71	20,27	26,1°	22,0°	1,00	0,74
52°	8,35	5,14	20,24	33,0°	25,9°	1,00	0,82
60°	8,66	4,33	19,80	37,7°	27,3°	1,00	0,89
70°	8,94	3,06	19,01	43,8°	28,2°	1,00	1,00
75°	9,04	2,34	18,53	46,9°	24,9°	1,00	1,00
80°	9,09	1,58	17,97	50,1°	21,4°	1,00	1,00
90°	9,19	0,00	16,75	56,7°	30,6°	0,98	0,89
110°	9,46	3,23	13,96	70,5°	20,5°	1,00	1,00
120°	9,25	4,62	12,33	79,5°	11,8°	1,00	1,00
135°	8,80	6,22	9,96	96,3°	4,0°	1,00	1,00
150°	8,21	7,11	8,02	119,2°	2,0°	1,00	1,00
165°	7,53	7,28	7,00	148,8°	1,0°	1,00	1,00
180°	7,18	7,18	6,82	180,0°	0,2°	1,00	1,00
163,8° (r)	7,58	7,28	7,05	146,4°	1,0°	1,00	1,00

TWS = 16 Kts							
TWA	BTV	VMG	AWS	AWA	Heel	Reef	Flat
38,9° (b)	7,56	5,88	22,39	26,7°	23,3°	1,00	0,64
52°	8,50	5,23	22,26	34,5°	27,0°	1,00	0,72
60°	8,79	4,39	21,77	39,5°	28,3°	1,00	0,78
70°	9,09	3,11	20,93	45,9°	29,2°	1,00	0,88
75°	9,24	2,39	20,44	49,1°	29,5°	1,00	0,95
80°	9,38	1,63	19,90	52,4°	28,3°	1,00	1,00
90°	9,41	0,00	18,56	59,5°	19,2°	1,00	1,00
110°	9,89	3,38	15,67	73,6°	28,2°	1,00	1,00
120°	9,78	4,89	13,97	82,7°	16,9°	1,00	1,00
135°	9,25	6,54	11,50	100,3°	5,0°	1,00	1,00
150°	8,70	7,54	9,52	122,8°	2,5°	1,00	1,00
165°	8,18	7,91	8,37	150,3°	1,2°	1,00	1,00
180°	7,86	7,86	8,14	180,0°	0,3°	1,00	1,00
168,8° (r)	8,07	7,92	8,23	157,8°	1,0°	1,00	1,00

TWS = 20 Kts							
TWA	BTV	VMG	AWS	AWA	Heel	Reef	Flat
38,6° (b)	7,72	6,04	26,48	28,1°	25,2°	1,00	0,50
52°	8,64	5,32	26,22	37,0°	28,5°	1,00	0,56
60°	8,93	4,47	25,66	42,5°	29,5°	1,00	0,61
70°	9,29	3,18	24,77	49,4°	30,3°	1,00	0,70
75°	9,47	2,45	24,24	52,8°	30,6°	1,00	0,75
80°	9,65	1,68	23,67	56,3°	30,8°	1,00	0,82
90°	9,97	0,00	22,35	63,5°	30,9°	1,00	0,99
110°	10,40	3,56	19,13	79,3°	31,4°	0,91	1,00
120°	10,86	5,43	17,34	87,2°	30,0°	1,00	1,00
135°	10,32	7,30	14,65	105,1°	10,6°	1,00	1,00
150°	9,58	8,30	12,64	127,7°	3,5°	1,00	1,00
165°	9,07	8,76	11,48	153,2°	1,8°	1,00	1,00
180°	8,83	8,83	11,17	180,0°	0,5°	1,00	1,00
175,4° (r)	8,88	8,85	11,18	171,8°	0,9°	1,00	1,00



World Leader in Rating Technology
© Offshore Racing Congress 2010
www.orc.org

Polar Tables

Boat Name: **SALONA 44**
Sail No: **CRO 2009**
Sail: **Jib**
Issued On: **8.12.2010 - VPP 1.11**

TWS = 6 Kts

TWA	BTV	VMG	AWS	AWA	Heel	Reef	Flat
44,6° (b)	5,23	3,72	10,29	23,7°	4,3°	1,00	1,00
52°	5,78	3,56	10,49	26,2°	4,5°	1,00	1,00
60°	6,18	3,09	10,46	29,2°	4,4°	1,00	1,00
70°	6,47	2,21	10,13	33,1°	4,1°	1,00	1,00
75°	6,54	1,69	9,87	35,2°	3,9°	1,00	1,00
80°	6,57	1,14	9,56	37,4°	3,6°	1,00	1,00
90°	6,49	0,00	8,77	42,2°	3,1°	1,00	1,00
110°	5,77	1,97	6,70	55,9°	1,9°	1,00	1,00
120°	5,11	2,55	5,55	67,1°	1,2°	1,00	1,00
135°	4,00	2,83	4,18	92,3°	0,6°	1,00	1,00
150°	3,47	3,00	3,38	119,1°	0,4°	1,00	1,00
165°	3,23	3,12	2,91	148,3°	0,3°	1,00	1,00
180°	3,15	3,15	2,76	180,0°	0,1°	1,00	1,00
178,4° (r)	3,15	3,15	2,76	176,6°	0,1°	1,00	1,00

TWS = 8 Kts

TWA	BTV	VMG	AWS	AWA	Heel	Reef	Flat
43,4° (b)	6,22	4,51	13,05	24,1°	9,7°	1,00	1,00
52°	6,94	4,27	13,25	27,4°	10,2°	1,00	1,00
60°	7,31	3,65	13,09	30,8°	9,6°	1,00	1,00
70°	7,55	2,58	12,58	35,5°	7,9°	1,00	1,00
75°	7,61	1,97	12,24	38,0°	6,8°	1,00	1,00
80°	7,63	1,32	11,84	40,6°	5,7°	1,00	1,00
90°	7,56	0,00	10,89	46,1°	4,4°	1,00	1,00
110°	6,89	2,36	8,50	60,4°	2,5°	1,00	1,00
120°	6,21	3,10	7,18	71,5°	1,7°	1,00	1,00
135°	5,17	3,66	5,58	94,0°	1,0°	1,00	1,00
150°	4,56	3,95	4,54	119,8°	0,7°	1,00	1,00
165°	4,26	4,12	3,91	148,6°	0,4°	1,00	1,00
180°	4,16	4,16	3,71	180,0°	0,1°	1,00	1,00
179,1° (r)	4,16	4,16	3,71	178,1°	0,1°	1,00	1,00

TWS = 10 Kts

TWA	BTV	VMG	AWS	AWA	Heel	Reef	Flat
42,6° (b)	6,95	5,11	15,47	24,0°	17,8°	1,00	1,00
52°	7,68	4,73	15,52	28,1°	18,0°	1,00	1,00
60°	8,04	4,02	15,26	32,1°	16,7°	1,00	1,00
70°	8,26	2,83	14,65	37,6°	13,9°	1,00	1,00
75°	8,30	2,15	14,26	40,5°	12,2°	1,00	1,00
80°	8,32	1,44	13,81	43,5°	10,4°	1,00	1,00
90°	8,25	0,00	12,78	49,8°	6,7°	1,00	1,00
110°	7,64	2,61	10,17	65,1°	3,1°	1,00	1,00
120°	7,12	3,56	8,79	75,5°	2,2°	1,00	1,00
135°	6,14	4,34	7,00	96,7°	1,4°	1,00	1,00
150°	5,55	4,81	5,74	121,1°	1,0°	1,00	1,00
165°	5,24	5,06	4,96	149,1°	0,6°	1,00	1,00
180°	5,13	5,13	4,71	180,0°	0,2°	1,00	1,00
179,8° (r)	5,13	5,13	4,71	179,6°	0,2°	1,00	1,00

TWS = 12 Kts

TWA	BTV	VMG	AWS	AWA	Heel	Reef	Flat
40,6° (b)	7,21	5,47	17,60	23,9°	20,3°	1,00	0,86
52°	8,10	4,99	17,42	28,7°	24,2°	1,00	0,94
60°	8,47	4,23	16,96	32,6°	24,8°	1,00	1,00
70°	8,68	2,97	16,33	39,1°	20,5°	1,00	1,00
75°	8,73	2,26	15,94	42,4°	18,1°	1,00	1,00
80°	8,75	1,52	15,50	45,9°	15,5°	1,00	1,00
90°	8,69	0,00	14,48	53,1°	10,3°	1,00	1,00
110°	8,22	2,81	11,83	69,3°	3,8°	1,00	1,00
120°	7,77	3,88	10,38	79,6°	2,8°	1,00	1,00
135°	7,00	4,95	8,45	99,2°	1,8°	1,00	1,00
150°	6,43	5,57	7,01	122,7°	1,4°	1,00	1,00
165°	6,12	5,91	6,10	150,0°	0,9°	1,00	1,00
180°	6,00	6,00	5,81	180,0°	0,2°	1,00	1,00
179,8° (r)	6,00	6,00	5,81	179,6°	0,2°	1,00	1,00

TWS = 14 Kts

TWA	BTV	VMG	AWS	AWA	Heel	Reef	Flat
39,5° (b)	7,41	5,71	19,63	24,1°	22,0°	1,00	0,74
52°	8,35	5,14	19,27	29,9°	25,9°	1,00	0,82
60°	8,66	4,33	18,62	34,0°	27,3°	1,00	0,89
70°	8,94	3,06	17,59	39,6°	28,2°	1,00	1,00
75°	9,04	2,34	17,30	43,5°	24,9°	1,00	1,00
80°	9,09	1,58	16,95	47,5°	21,4°	1,00	1,00
90°	9,04	0,00	16,06	55,8°	14,4°	1,00	1,00
110°	8,62	2,95	13,47	73,1°	4,6°	1,00	1,00
120°	8,29	4,15	11,99	83,3°	3,3°	1,00	1,00
135°	7,66	5,42	9,95	102,1°	2,3°	1,00	1,00
150°	7,22	6,25	8,34	124,4°	1,7°	1,00	1,00
165°	6,93	6,70	7,30	150,8°	1,1°	1,00	1,00
180°	6,81	6,81	6,96	180,0°	0,3°	1,00	1,00
179,8° (r)	6,81	6,81	6,96	179,7°	0,3°	1,00	1,00

TWS = 16 Kts

TWA	BTV	VMG	AWS	AWA	Heel	Reef	Flat
38,9° (b)	7,56	5,88	21,60	24,5°	23,3°	1,00	0,64
52°	8,50	5,23	21,05	31,1°	27,0°	1,00	0,72
60°	8,79	4,39	20,29	35,5°	28,3°	1,00	0,78
70°	9,09	3,11	19,15	41,4°	29,2°	1,00	0,88
75°	9,24	2,39	18,53	44,4°	29,5°	1,00	0,95
80°	9,38	1,63	18,03	48,0°	28,3°	1,00	1,00
90°	9,41	0,00	17,48	57,4°	19,2°	1,00	1,00
110°	8,93	3,05	15,12	76,4°	6,1°	1,00	1,00
120°	8,66	4,33	13,62	86,7°	4,0°	1,00	1,00
135°	8,21	5,81	11,49	104,7°	2,9°	1,00	1,00
150°	7,85	6,80	9,76	126,3°	2,2°	1,00	1,00
165°	7,60	7,34	8,62	151,8°	1,4°	1,00	1,00
180°	7,50	7,50	8,24	180,0°	0,4°	1,00	1,00
179,9° (r)	7,50	7,50	8,24	179,8°	0,4°	1,00	1,00

TWS = 20 Kts

TWA	BTV	VMG	AWS	AWA	Heel	Reef	Flat
38,6° (b)	7,72	6,04	25,36	25,5°	25,2°	1,00	0,50
52°	8,64	5,32	24,50	33,1°	28,5°	1,00	0,56
60°	8,93	4,47	23,58	38,0°	29,5°	1,00	0,61
70°	9,29	3,18	22,28	44,5°	30,3°	1,00	0,70
75°	9,47	2,45	21,57	47,9°	30,6°	1,00	0,75
80°	9,65	1,68	20,84	51,4°	30,8°	1,00	0,82
90°	9,97	0,00	19,29	58,9°	30,9°	1,00	0,99
110°	9,65	3,30	18,23	80,7°	12,5°	1,00	1,00
120°	9,31	4,66	16,89	91,7°	7,3°	1,00	1,00
135°	8,95	6,33	14,72	109,7°	4,4°	1,00	1,00
150°	8,75	7,58	12,85	130,2°	3,2°	1,00	1,00
165°	8,61	8,32	11,57	153,9°	2,1°	1,00	1,00
180°	8,55	8,55	11,13	180,0°	0,7°	1,00	1,00
179,9° (r)	8,55	8,55	11,13	179,9°	0,7°	1,00	1,00



World Leader in Rating Technology
© Offshore Racing Congress 2010
www.orc.org

Polar Tables

Boat Name: **SALONA 44**
Sail No: **CRO 2009**
Sail: **Symmetric Spinnaker**
Issued On: **8.12.2010 - VPP 1.11**

TWS = 6 Kts

TWA	BTV	VMG	AWS	AWA	Heel	Reef	Flat
60°	4,92	2,46	9,49	33,3°	3,1°	1,00	1,00
70°	5,73	1,96	9,63	35,9°	3,7°	1,00	1,00
75°	6,06	1,57	9,58	37,3°	3,9°	1,00	1,00
80°	6,33	1,10	9,46	38,7°	4,2°	1,00	1,00
90°	6,68	0,00	8,99	42,0°	4,3°	1,00	1,00
110°	6,58	2,25	7,24	51,4°	3,3°	1,00	1,00
120°	6,20	3,10	6,11	58,6°	2,5°	1,00	1,00
135°	5,35	3,78	4,40	75,7°	1,4°	1,00	1,00
150°	4,34	3,76	3,14	106,3°	0,6°	1,00	1,00
165°	3,63	3,50	2,70	144,6°	0,2°	1,00	1,00
180°	3,36	3,36	2,68	180,0°	0,0°	1,00	1,00
141,5° (r)	4,92	3,85	3,76	86,9°	1,0°	1,00	1,00

TWS = 8 Kts

TWA	BTV	VMG	AWS	AWA	Heel	Reef	Flat
60°	6,22	3,11	12,36	34,1°	5,4°	1,00	1,00
70°	7,13	2,44	12,38	37,1°	8,5°	1,00	1,00
75°	7,44	1,93	12,20	38,7°	10,1°	1,00	1,00
80°	7,67	1,33	11,92	40,6°	11,0°	1,00	1,00
90°	7,89	0,00	11,16	45,0°	10,5°	1,00	1,00
110°	7,74	2,65	9,03	56,4°	5,0°	1,00	1,00
120°	7,42	3,71	7,73	63,9°	3,6°	1,00	1,00
135°	6,63	4,69	5,76	80,6°	2,0°	1,00	1,00
150°	5,59	4,84	4,25	108,9°	0,9°	1,00	1,00
165°	4,77	4,61	3,65	145,2°	0,4°	1,00	1,00
180°	4,43	4,43	3,61	180,0°	0,1°	1,00	1,00
145,8° (r)	5,88	4,86	4,58	99,6°	1,2°	1,00	1,00

TWS = 10 Kts

TWA	BTV	VMG	AWS	AWA	Heel	Reef	Flat
60°	7,27	3,64	14,90	34,5°	13,1°	1,00	1,00
70°	8,08	2,76	14,50	37,6°	19,2°	1,00	1,00
75°	8,32	2,15	14,10	39,4°	21,2°	1,00	1,00
80°	8,46	1,47	13,66	41,8°	21,7°	1,00	1,00
90°	8,61	0,00	12,76	47,5°	19,2°	1,00	1,00
110°	8,48	2,90	10,59	61,5°	9,0°	1,00	1,00
120°	8,24	4,12	9,25	69,6°	4,8°	1,00	1,00
135°	7,60	5,38	7,12	86,0°	2,7°	1,00	1,00
150°	6,66	5,77	5,42	112,1°	1,3°	1,00	1,00
165°	5,81	5,61	4,69	146,3°	0,5°	1,00	1,00
180°	5,44	5,44	4,61	180,0°	0,1°	1,00	1,00
148,7° (r)	6,75	5,77	5,53	109,4°	1,4°	1,00	1,00

TWS = 12 Kts

TWA	BTV	VMG	AWS	AWA	Heel	Reef	Flat
60°	7,97	3,98	16,81	34,1°	24,0°	1,00	1,00
70°	8,49	2,90	15,90	37,9°	28,6°	1,00	0,91
75°	8,64	2,24	15,39	40,5°	29,1°	1,00	0,89
80°	8,76	1,52	14,84	43,2°	29,3°	1,00	0,91
90°	8,98	0,00	13,70	49,0°	29,1°	1,00	1,00
110°	8,96	3,06	11,97	66,1°	14,1°	1,00	1,00
120°	8,77	4,38	10,70	75,1°	7,7°	1,00	1,00
135°	8,32	5,88	8,51	91,4°	3,3°	1,00	1,00
150°	7,53	6,52	6,70	115,8°	1,6°	1,00	1,00
165°	6,75	6,52	5,81	147,5°	0,7°	1,00	1,00
180°	6,35	6,35	5,71	180,0°	0,1°	1,00	1,00
156,7° (r)	7,15	6,57	6,18	129,4°	1,2°	1,00	1,00

TWS = 14 Kts

TWA	BTV	VMG	AWS	AWA	Heel	Reef	Flat
60°	8,23	4,11	18,43	34,8°	28,5°	1,00	0,81
70°	8,65	2,96	17,44	40,0°	29,8°	0,98	0,75
75°	8,79	2,28	16,87	42,9°	30,1°	0,98	0,77
80°	8,92	1,55	16,26	45,9°	30,3°	0,97	0,80
90°	9,19	0,00	14,98	52,2°	30,6°	0,98	0,89
110°	9,46	3,23	13,13	69,1°	20,5°	1,00	1,00
120°	9,25	4,62	12,10	79,4°	11,8°	1,00	1,00
135°	8,80	6,22	9,99	96,6°	4,0°	1,00	1,00
150°	8,21	7,11	8,07	119,5°	2,0°	1,00	1,00
165°	7,53	7,28	7,07	149,0°	1,0°	1,00	1,00
180°	7,18	7,18	6,89	180,0°	0,2°	1,00	1,00
163,8° (r)	7,58	7,28	7,11	146,6°	1,0°	1,00	1,00

TWS = 16 Kts

TWA	BTV	VMG	AWS	AWA	Heel	Reef	Flat
60°	8,36	4,18	20,06	36,2°	28,9°	0,93	0,75
70°	8,75	2,99	18,95	42,0°	29,8°	0,91	0,75
75°	8,90	2,30	18,33	45,2°	30,1°	0,90	0,78
80°	9,05	1,57	17,68	48,4°	30,3°	0,90	0,82
90°	9,36	0,00	16,33	55,0°	30,6°	0,90	0,93
110°	9,89	3,38	13,83	71,1°	28,2°	1,00	1,00
120°	9,78	4,89	13,36	82,3°	16,9°	1,00	1,00
135°	9,25	6,54	11,52	100,6°	5,0°	1,00	1,00
150°	8,70	7,54	9,58	123,0°	2,5°	1,00	1,00
165°	8,18	7,91	8,44	150,5°	1,2°	1,00	1,00
180°	7,86	7,86	8,22	180,0°	0,3°	1,00	1,00
168,8° (r)	8,07	7,92	8,31	157,9°	1,0°	1,00	1,00

TWS = 20 Kts

TWA	BTV	VMG	AWS	AWA	Heel	Reef	Flat
60°	8,50	4,25	23,24	38,8°	29,0°	0,81	0,73
70°	8,89	3,04	21,96	45,3°	29,8°	0,79	0,77
75°	9,07	2,35	21,26	48,7°	30,1°	0,78	0,82
80°	9,26	1,61	20,55	52,3°	30,3°	0,78	0,87
90°	9,64	0,00	19,06	59,6°	30,6°	0,78	1,00
110°	10,40	3,56	16,03	76,4°	31,4°	0,91	1,00
120°	10,86	5,43	14,81	86,1°	30,0°	1,00	1,00
135°	10,32	7,30	14,46	105,5°	10,6°	1,00	1,00
150°	9,58	8,30	12,72	127,9°	3,5°	1,00	1,00
165°	9,07	8,76	11,58	153,3°	1,8°	1,00	1,00
180°	8,83	8,83	11,27	180,0°	0,5°	1,00	1,00
175,4° (r)	8,88	8,85	11,28	171,8°	0,9°	1,00	1,00